




# SpiralVeyor<sup>®</sup> SVM *Mass flow elevator*

- For single lane or mass flow
- For primary packed items
- Multitrack SpiralVeyor<sup>®</sup>
- Designed for individual bottles and cans
- Elevator / lowerator up to multiple floor levels



 **AmbaFlex**  
www.ambaflex.com

specialty conveyors




Multiple chain tracks



Glass bottles mineral water



Pet bottles beer



Glass jars



Single lane bottles wine

# SpiralVeyor® SVM

The SpiralVeyor® SVM is designed to convey individual bottles and cans in single lane or mass flow. Its compact, robust and simple design makes it a revolutionary solution. The AmbaFlex patented belt with lateral roller guides permits multiple windings. This innovative solution allows a much more effective layout for filling lines.


The SpiralVeyor® SVM saves valuable floor space compared to traditional straight inclined chain conveyors. It also compares very favorably to side grip elevators. It eliminates the need to combine lines, enabling compact line design. Thousands of SpiralVeyor®'s are operational world-wide.

### Technical specifications:

- Total conveyor width in standard range 100 to 600 mm.
- Chain track width 100 or 200 mm.
- Load capacity suited for filled bottles in mass flow.
- Elevations over multiple floor levels.
- Inclination angle customised to suit the application.
- Speed ranges up to 60 m/min (over 85.000 bph).

### Material configurations:

- S** Mild steel, coated.
- CR** High Corrosion resistant coated mild steel frame, stainless parts, special CR-chain.
- RS** Stainless steel frame and moving parts (wash down / wet environment).




SpiralVeyor®	Slat width b (mm)	Conveyor width B (mm)	No. of tracks -	Foot print options D (mm)
SVM 1/100	100	100	1	990, 2240, 2440, 2940, 3440*
SVM 1/200	200	200	1	2240, 2440, 2940, 3440*
SVM 2/100	100	200	2	2240, 2440, 2940, 3440*
SVM 3/100	100	300	3	2240, 2440, 2940, 3440*
SVM 4/100	100	400	4	2240, 2440, 2940, 3440*
SVM 2/200	200	400	2	2240, 2440, 2940, 3440*
SVM 5/100	100	500	5	2240, 2440, 2940, 3440*
SVM 3/200	200	600	3	2240, 2440, 2940, 3440*

\*) Square foot print

### Special range:

- Special (larger) diameters to suit the application and incline.
- Chains standard driven as the same line speed, optionally at the same angle speed.
- Please note the complete range of SpiralVeyors® including packed item elevators.



Top view dimensions

Single, 2, 3 & 4 track

### More info:

- For Spiral Elevators: [www.spiralveyor.com](http://www.spiralveyor.com)
- For Accumulation Systems: [www.accuveyor.com](http://www.accuveyor.com)
- For Modular Conveyors: [www.ambaveyor.com](http://www.ambaveyor.com)



Office EUROPE, Holland  
Office NORTH AMERICA, USA  
Office ASIA, Singapore

mail@ambaflex.com  
info@ambaflex.com  
info\_singapore@ambaflex.com

phone +31 (0)229 285 130  
phone (877) 800 1634  
phone (65) 6560 2866

fax +31 (0)229 285 131  
fax (877) 800 1635  
fax (65) 6554 2868